

ENCLOSURE HEATER WITH FAN

DCR 030 | DC 24 V, DC 56 V – 200 W to 800 W

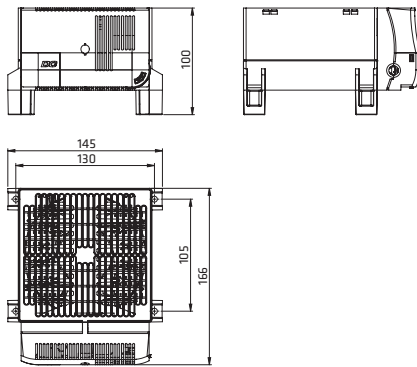


- > High DC heating performance
- > Integrated thermostat or hygrostat (optional)
- > Small hysteresis
- > Integrated switch module
- > Screw fixing
- > Optical indicator (LED)

The compact high performance fan heater prevents formation of condensation and frost and provides an evenly distributed interior air temperature in enclosures with electric/electronic components. The fan heater is available with an integrated electronic thermostat or integrated electronic hygrostat. The model with thermostat is available with internal or external sensor. The fan heater with integrated hygrostat is equipped with an external sensor. The external sensor can be positioned freely anywhere in the enclosure for precise measurements of temperature and humidity. The DCR 030 was designed as a stationary unit for the bottom of the enclosure. For wall fixing the fan heater DCR 130 is recommended.



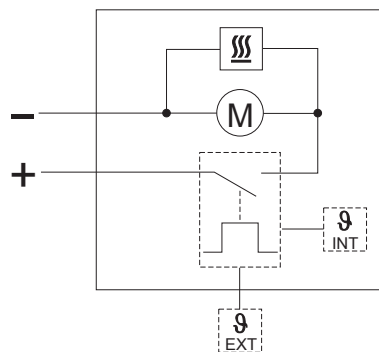
TECHNICAL DATA



Heating element	high performance cartridge
Temperature safety cut-out	with automatic reset and second-tier one shot fuse to protect against overheating in case of fan failure
Heater body	extruded aluminium profile
Axial fan, ball bearing	airflow 160 m ³ /h, free flow service life 50,000 h at +25 °C (+77 °F)
Connection	2-pole „Push-In“ connection clamp stranded wire ¹ 1.5 mm ² (AWG 16) with strain relief; max. 2.5 mm ² (AWG 12)
Casing	plastic according to UL94 V-0, black
Mounting	screw fixing (M5), torque 2 Nm max., washers have to be used
Fitting position	vertical airflow (air outlet up)
Dimensions	166 x 145 x 100 mm
Weight	~ 1.3 kg
Operating temperature	-20 to +75 °C (-4 to +167 °F)
Storage temperature	-40 to +80 °C (-40 to +176 °F)
Operating / Storage humidity	max. 90 % RH (non-condensing)
Protection type / Protection class	IP20 / II (double insulated)
Approvals	UL File No. E234324, VDE, EAC
Note	other versions (heating capacities, setting ranges) as well as operating voltage DC 48 V on request

¹ When connecting with stranded wires, wire end ferrules must be used.

Connection diagram



Art. No.	Model	Operating voltage	Heating capacity	Setting range ³ temperature / humidity
03092.1-12	Fan heater with integrated thermostat with internal temperature sensor	DC 24 V	200 W	-20 to +40 °C
03092.1-13	Fan heater with integrated thermostat with connector for external temperature sensor ²	DC 24 V	200 W	-20 to +40 °C
03097.3-12	Fan heater with integrated thermostat with internal temperature sensor	DC 56 V	800 W	-20 to +40 °C
03097.3-13	Fan heater with integrated thermostat with connector for external temperature sensor ²	DC 56 V	800 W	-20 to +40 °C
03092.1-03	Fan heater with integrated hygrostat with connector for external humidity sensor ²	DC 24 V	200 W	40 to 90 % RH
03095.3-03	Fan heater with integrated hygrostat with connector for external humidity sensor ²	DC 56 V	600 W	40 to 90 % RH

² The external sensor needs to be ordered separately.

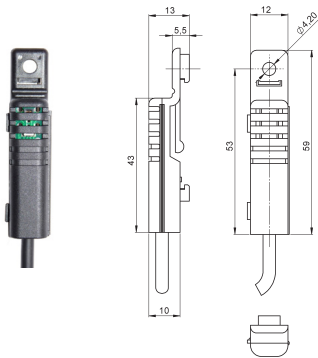
³ Switch difference temperature: 3 K (±1 K tolerance) at +25 °C (+77 °F), 50 % RH; switch difference humidity: 4 % RH (±1 % tolerance) at +25 °C (+77 °F), 50 % RH.

ACCESSORIES

The external sensor is not included in the delivery of the DCR 030. It can be ordered separately.

EXTERNAL SENSOR

The external sensor can be positioned freely anywhere in the enclosure for precise measurements of temperature and humidity.



Art. No.	Length
267071	1 m
267072	2 m
267126	3 m